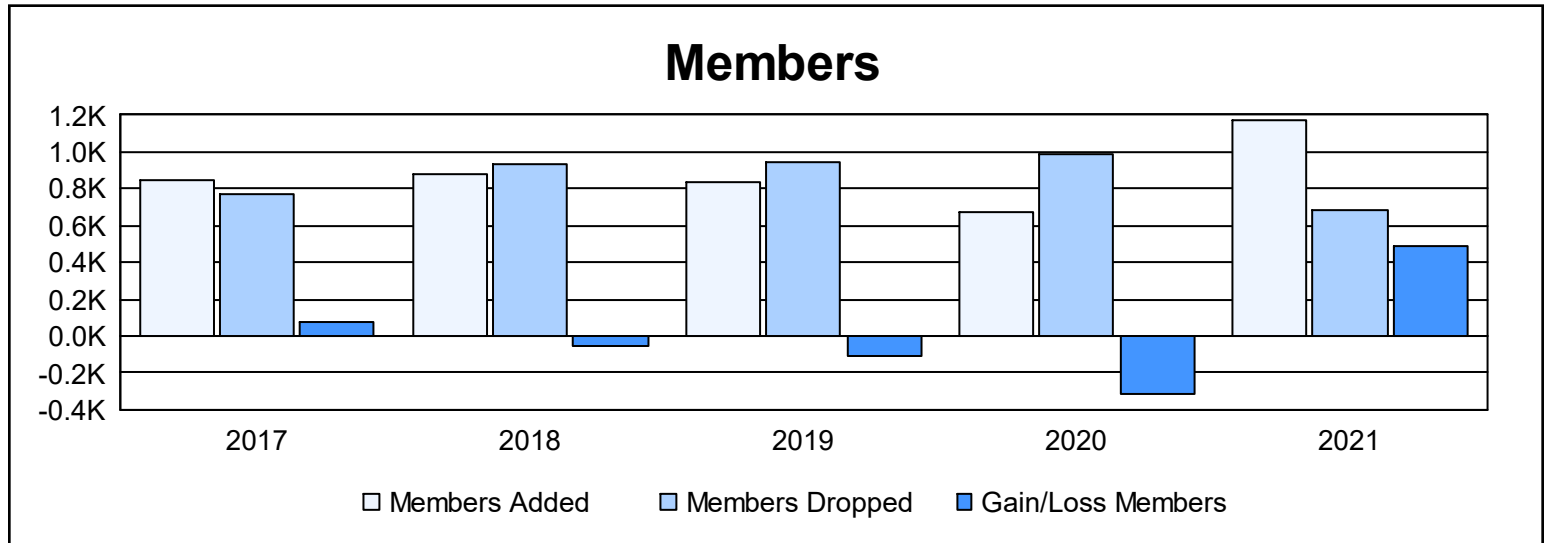
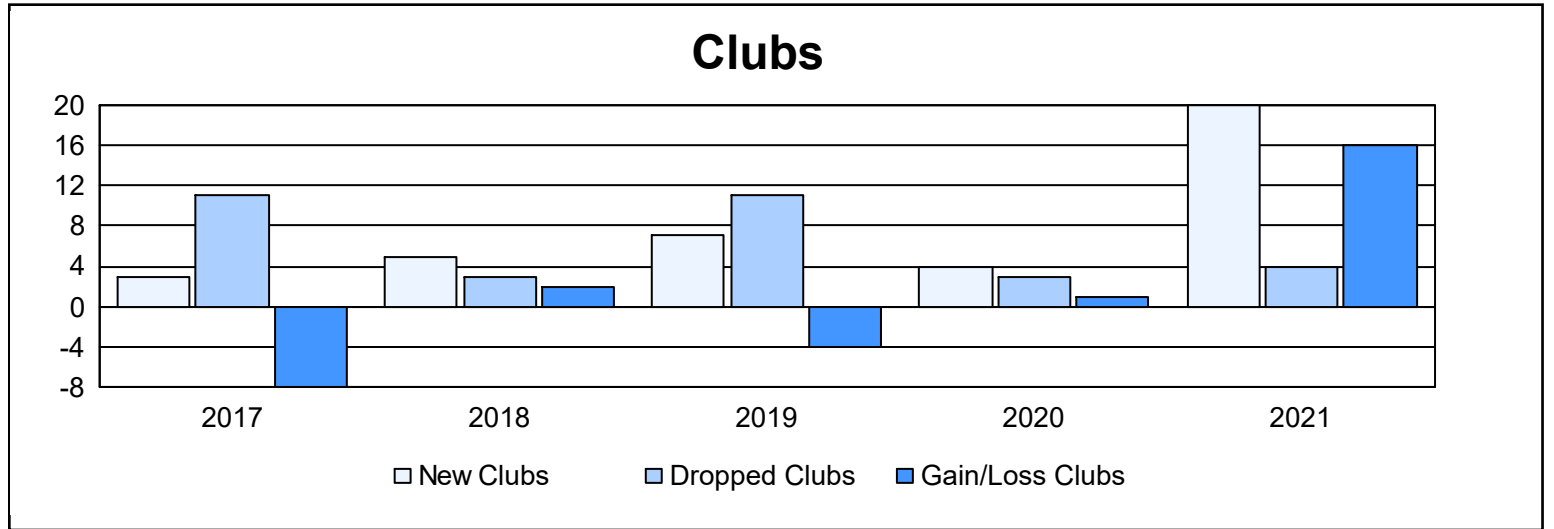
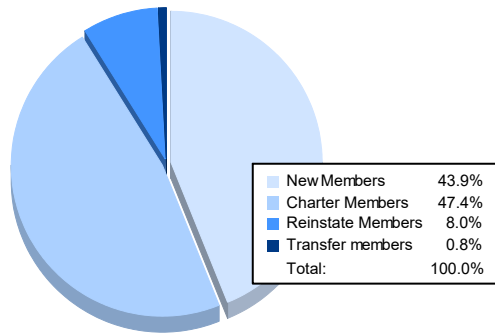


Year	New Clubs	Dropped Clubs	Gain/ Loss Clubs	New Members	Charter Members	Reinstate Members	Transfer Members	Total Member Added	Total Members Dropped	Gain/ Loss Members
2016-2017	3	11	-8	629	106	92	16	843	768	75
2017-2018	5	3	2	636	145	87	11	879	934	-55
2018-2019	7	11	-4	353	166	309	11	839	946	-107
2019-2020	4	3	1	281	198	172	18	669	984	-315
2020-2021	20	4	16	516	557	94	9	1,176	687	489
<b>Average</b>	<b>8</b>	<b>6</b>	<b>1</b>	<b>483</b>	<b>234</b>	<b>151</b>	<b>13</b>	<b>881</b>	<b>864</b>	<b>17</b>



### Membership Composition June 2021 Cumulative



### Gender Composition June 2021 Cumulative

